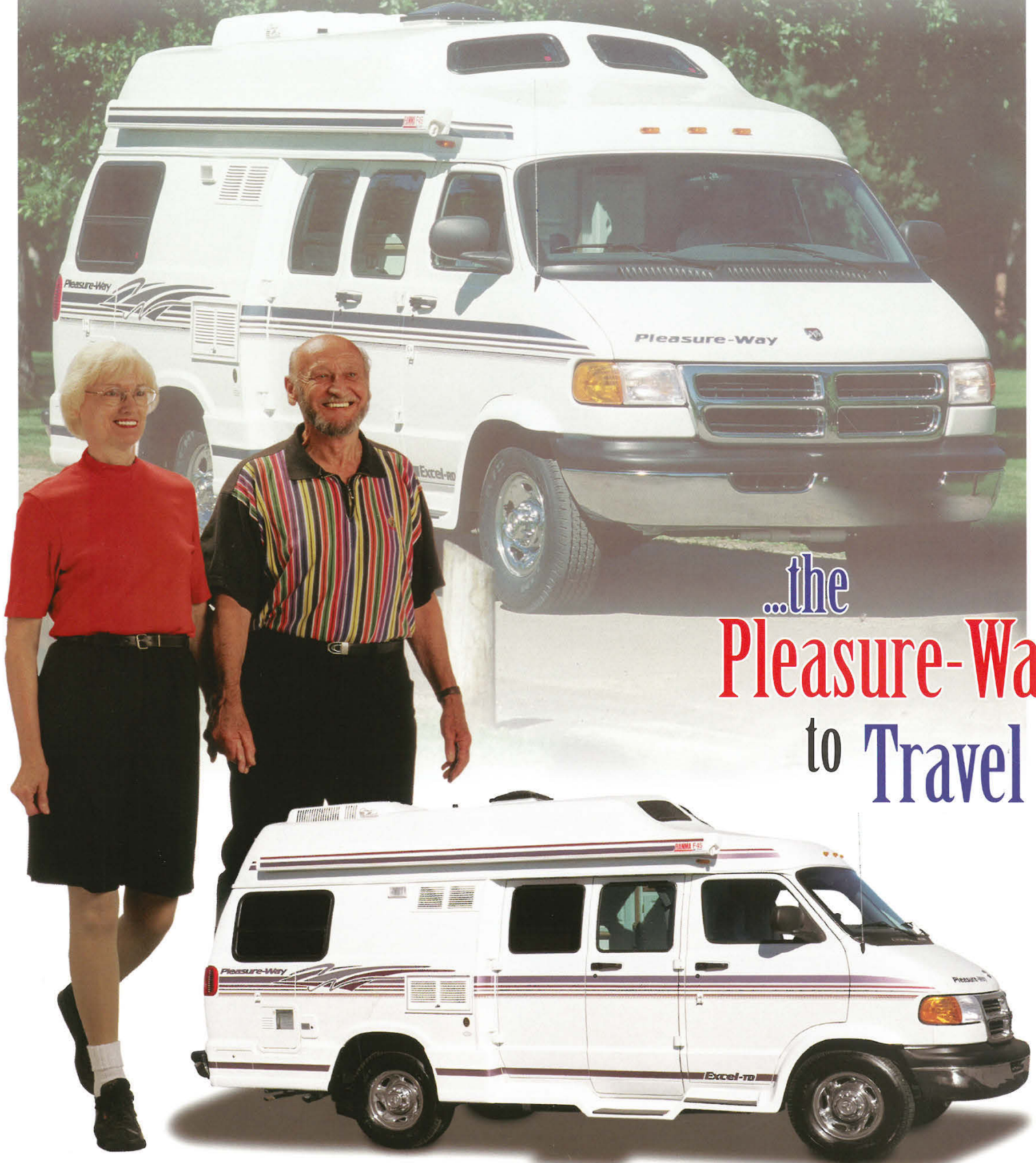


Pleasure-Way

The Excel-RD,TD & MP Wide Body



...the
Pleasure-Way
to **Travel**

The Pleasure-Way

Our Dedication to Quality, Comfort, Safety and Luxury

Why Pleasure-Way?

One look is all it takes to see the fine hand-craftsmanship and the attention to detail that sets Pleasure-Way Van Motorhomes above the rest. The total look of a Pleasure-Way Van Motorhome is impressive - both inside and out. Contemporary interior and exterior colour schemes with matching exterior graphics complete a beautiful over-all look, which has made Pleasure-Way Van Motorhomes the flagships of the van motorhome industry. All models showcase our commitment to intricate finishing detail and flawless hand-craftsmanship. From its clean, sleek lines to its clever interior design, Pleasure-Way Van Motorhomes clearly stand out from the rest.



Pleasure-Way Industries is committed to making your dreams come true with the ultimate lifestyle van motorhome. Combining the freedom and power of a van with all the comfort and conveniences of a motorhome, our designs have been and continue to be the envy of the industry since 1986. Built with your comfort and safety first in mind, all our motorhomes showcase hand-fitted components and fine hand-craftsmanship, as well as comfortable sleeping areas, fully functional kitchen and living quarters, spacious storage areas, and bathrooms, which include handy second sinks, medicine cabinets and showers.

Way Experience

ry Are The Hallmarks of our Pleasure-Way Experience!



From city driving to camping in the mountains, your Pleasure-Way Van will take you where ever you want to go and ensures that where ever you go you will always be at home. With its sleek profile, easy handling and its optimal length, anyone can drive a Pleasure-Way with ease and comfort.

The Pleasure-W

Our commitment to quality, comfort and safety ensures that your Pleasure

Driving Freedom - Proven Performance

While we have equipped your Pleasure-Way Van Motorhome with all the comforts and conveniences of home, we have also paid special attention to augmenting your driving pleasure. Powered by an impressive Chrysler V8 360 cu.in./5.9 L. engine and built on the 9,200 lbs/4174 kgs GVWR chassis, Pleasure-Way Van Motorhomes are the model of superior engineering, performance and handling. The ultimate in fuel economy is achieved with its aerodynamic design and clever construction, such as the optional Coleman air conditioner, recessed into the roof, that delivers a sleek profile and allows easier access for servicing. Another advantage to a Pleasure-Way Van Motorhome is that, at just 19' 7" long, it is easy to drive, even in heavy traffic, and a breeze to park. Anyone can drive a Pleasure-Way, just slip into the comfortable captain's seat, start your engine and let Pleasure-Way take you for a stress-free, pleasurable ride!!



Safety

Safety is one of our paramount concerns at Pleasure-Way Industries. We are careful to meet or exceed all safety guidelines within the industry. In Canada, all Pleasure-Way Van Motorhomes meet or exceed strict C.S.A. guidelines and in the United States, all Pleasure-Way Van Motorhomes bear the R.V.I.A. seal. We scour the market to uncover the best material and designs for our van motorhomes and conduct crash tests on completely finished models to guarantee your safety.

Our dedication to your safety is further evidenced by the steel-reinforced fiberglass roof and steel-reinforced side walls, which have been incorporated into the construction of each and every Pleasure-Way Van Motorhome. Pleasure-Way has also made the "Safe-T-Plus" stabilizer arm a standard safety feature in all our van motorhomes. This proven safety device provides additional stabilization when steering in heavy cross winds or when being passed by large semi-trucks. The "Safe-T-Plus" stabilizer arm also keeps your vehicle tracking straight, instead of veering dangerously off to the side, in the event of a sudden front tire blow-out.

Way Advantage

Pleasure-Way Van Motorhome will be one of the best investments you make.



Quality

Quality is one of our primary concerns at Pleasure-Way Industries. We know that when you buy your "home-away-from-home," you want a product that will live up to your expectations. At Pleasure-Way Industries, we aim to exceed those expectations. That is why you will not see an automated assembly line when you visit our plant. What you will see are dedicated employees who adhere to an old-fashioned work ethic. Each Pleasure-Way installer hand-fits and constructs components, from kitchen cabinet face frames to wall partitions, giving you a superior van motorhome. Our commitment to quality can be found in every aspect of your Pleasure-Way Van Motorhome. For example, while it is quicker and less expensive to use pre-fabricated cabinets, these cabinets will leave gaps as a result of the unique curvature of each van side wall. At Pleasure-Way, our cabinets are custom-fit and installed by hand to ensure a quiet ride. In our quest for perfection, no detail is overlooked. Even our curtains and tie-backs are custom-made and all exterior fiberglass, from the roof to the running boards, are painted for extra durability. It is this hand-craftsmanship and attention to detail that clearly distinguishes Pleasure-Way Van Motorhomes from other van motorhomes on the market.

The Pleasure-Way Travel Club

Pleasure-Way's Travel Club is another opportunity for you to enjoy the RV lifestyle. Every new Pleasure-Way buyer becomes an automatic member of the North American-wide Pleasure-Way Travel Club. As a new member of the Pleasure-Way family, you will receive an operations video, free quarterly newsletters, and an opportunity to participate in rallies and other adventures.



In June of 1999, Pleasure-Way hosted its first manufacturer-sponsored rally in Saskatoon, Saskatchewan. The rally, which featured guided tours of the plants, Q&A sessions with Pleasure-Way personnel and suppliers, fun & games nights, a casino, a sing-along, a "pitchfork fondue" and pancake breakfasts, proved to be a smashing success. Meeting new friends and sharing Pleasure-Way adventures is just another way of enjoying the Pleasure-Way experience.



The Excel Wide-Body



The EXCEL series is Pleasure-Way's wide-body line and is built on the Dodge B3500 Maxi van chassis, which is widened six inches to give you the maximum amount of interior space in a van motorhome.

The total look of an EXCEL is impressive - both inside and out. Contemporary interior and exterior colour schemes with matching exterior graphics complete a beautiful over-all look, which has made the Pleasure-Way EXCEL the flagship of the van motorhome industry.

Especially crafted for the two of you, our EXCEL-RD, EXCEL-TD and EXCEL-MP models offer a choice of three functional floor plans that include all of the amenities of home. The fully functional kitchen centre, which features a slide-out counter extension and a large pantry, ensures that meal-making is a breeze! The rear living quarters showcases the optional built-in TV and VCP entertainment centre, with remote control, allowing you to catch up on the latest news and enjoy video games and movies. These models are the ultimate couples' van motorhomes with their fully private, fully self-contained, permanent bathrooms, complete with a handy second sink, flush toilet, medicine cabinet, and shower. The private bathroom, combined with the wide aisles and high ceilings, makes the EXCEL Series a popular choice.

Privacy on Wheels

Pleasure-Way prides itself in designing a separate and self-contained permanent bathroom that offers you the ultimate in privacy. This means that all other areas of the coach are fully accessible when the bathroom is in use. A feature usually found in larger motorhomes, the EXCEL bathroom design guarantees your privacy whether you are travelling down the road or having guests over for supper or a game of cards.

Designed with more shoulder-room for added comfort, the spacious self-contained bathroom comes complete with a Thetford flush toilet, second sink, medicine cabinet and shower.



Features of your EXCEL



A Step Up

New for the millennium, Pleasure-Way Industries has re-designed the side door entry step-well and running-board. By making this step-well deeper and by lowering and widening the passenger side running-board entry step, Pleasure-Way has made it as easy as 1-2-3 to get in and out of your EXCEL comfortably.

Unlike other van motorhomes, you no longer have to hike up the first step and launch yourself into the van. Nor will you have to worry about stepping "over the hump" into a dropped floor because Pleasure-Way Van Motorhomes are built with a stumble-free flat floor. The new "easy entry" becomes an "easy exit" when you step out of the coach. The deeper step-well gives you greater headroom and the larger running-board step provides you with a firm and solid platform for your entire foot. At Pleasure-Way Industries, we're always one step ahead of the competition!

Spacious Kitchen Centres -

When it is time to make meals, you will appreciate the EXCEL's fully equipped, modern kitchen centre, stocked with reliable and durable appliances. Some of the high-quality features found in the EXCEL's kitchen center

include a Dometic three-way 3 cu ft refrigerator, a two-burner LP stove, a microwave oven, a white sink, slide-out counter extension, and a Shur Flo demand water system. The innovative design of our spacious kitchen centre, combined with the comfortable swiveling captain's seats, allows you to quickly transform the front of your EXCEL into a roomy dining area, all the while leaving the sofa bed made up in the back.



If you often go on long trips or simply enjoy the convenience and economy of shopping on the road, you will love our large pantry and the many drawers and cupboards found in our kitchen.

Whether you are heading out on an extended cross-country adventure or whether you are in the mood for a shorter weekend get-away, your Pleasure-Way EXCEL will get you there in comfort and style!


Storage Plus -

We know that storage space is one of your primary concerns and that you should be able to bring along those little luxuries that make your travels more enjoyable. At Pleasure-Way we take great pride in making the most of every square inch of space.



By mounting the water holding tanks and the optional generator underneath the floor of the EXCEL, we optimize all interior space. In addition to our large exterior storage compartment we have also added a roomy interior storage trunk that is ideal for tools, tackle boxes, and other important accessories. This dedication to utilizing every nook and cranny allows us to incorporate storage space wherever possible. In fact, some models offer as many as 19 spacious cupboards and

drawers! With Pleasure-Way, you will discover there is always room for more - and always room to stretch out and enjoy the ride!



Convenience and Ease of Operation -

We take convenience to new levels with auto-ignition furnaces and water heaters. A centrally-located and easily accessible monitor panel assists in offering you the utmost in ease and security. The design and location of the monitor panel enables you to quickly and easily check levels in your fresh, grey and black water holding tanks, in addition to monitoring the charge level in your batteries.

Ease of operation is one of our focal points in designing our motorhomes. We know that you need to feel confident and secure in operating your Pleasure-Way Van Motorhome and we endeavor to ensure that your travels will be stress-free. One simple, but innovative method that Pleasure-Way uses to make their motorhomes user-friendly is by colour coding the handles on the waste water disposal valves: a grey handle for the grey (sink) water tank and a black handle for the black (toilet) water tank.

Our commitment to providing convenient, easy to operate, reliable features ensures that your Pleasure-Way experience will be beyond compare!

Our Floorplans

Excel-TD, RD & MP



The Excel-TD

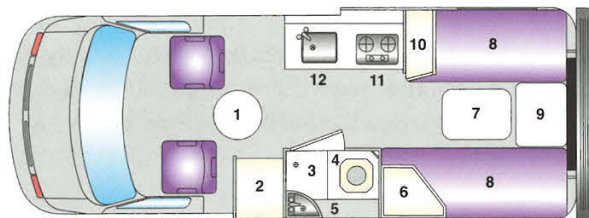
I could drive a bigger motorhome, but I wouldn't enjoy it. I enjoy driving my Pleasure-Way. It doesn't matter where we are, if it's on top of a mountain pass or in snowy road conditions. When it's my turn to drive, I just drive it! I think that says a lot.

-Dawn Trainor

Daniel & Dawn Trainor
Vernon, British Columbia.

A comfortable sleep is assured in the twin beds of the EXCEL-TD model. Perfect for the travelling couple, the twin beds eliminate early-morning "crawl-overs", providing you with the option of either catching a few more winks or catching your limit at the fishing hole, all without disturbing your partner. And, after a fun-filled day of touring, your twin beds will be ready and waiting for you! But, if you prefer the luxury of a king-size bed, this model is also for you. Simply remove the night table, which rests between the twin beds, add the bed supports and put the back rest cushions of the sofa into place. With a bed this large, you may never want to get up!

An additional bonus in this model is that the living area has added storage with drawers beneath the twin beds, as well as above them. And like the EXCEL-RD, the front of your EXCEL-TD quickly converts into a spacious dining area, while leaving your beds made up in the back.



- | | |
|---|--------------------------|
| 1. Table | 7. Table |
| 2. Closet/Microwave Above | 8. Sofa Bed |
| 3. Shower | 9. Removable Night Table |
| 4. Toilet | 10. Pantry |
| 5. Sink | 11. Range/Fridge Below |
| 6. Built In TV/Video
Cassette Player | 12. Sink |





The Excel-RD

The floor plan of the EXCEL-RD highlights a luxurious rear living room, which makes entertaining a real pleasure. The EXCEL-RD is also ideal for outings with friends, courtesy of the two seatbelts located in the rear sofa, which allows you to take more passengers on your adventures.

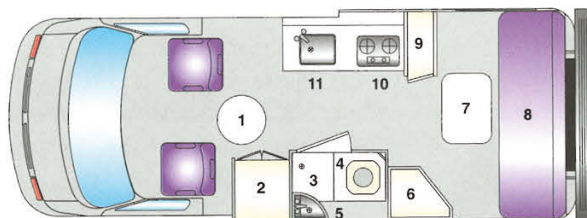
As you can see from the floor plan, the EXCEL-RD's unique rear living room gives you lots of space to rest and relax. The entertainment centre, featuring an optional 13" built-in TV and VCP, has been conveniently located in the rear cabinet to give you additional space.

With our electric sofa, making the bed is as easy as can be! One press of a button slides the seat forward and the press of the other button will lay the sofa flat, making a luxurious 54" x 78" sleeping area. With Pleasure-Way, life on the road has never been easier!

In our residential area, you can't park an RV on the street. That's why we didn't want an RV where we had to find a place to store it and not be able to use it. With our Pleasure-Way, we park it in the driveway and our neighbor's don't complain. We use it all the time as our second vehicle.

-Barbara Potts

Byron & Barbara Potts
San Marcos, California



- | | |
|---|------------------------|
| 1. Table | 7. Table |
| 2. Closet/Microwave Above | 8. Electric Sofa Bed |
| 3. Shower | 9. Pantry |
| 4. Toilet | 10. Range/Fridge Below |
| 5. Sink | 11. Sink |
| 6. Built In TV/Video
Cassette Player | |



The Excel-MP

I spent 5 months away from home. After you have been away for that long, you're usually glad to be back, but I never felt I left home. My Pleasure-Way has everything, from the comfortable rear livingroom to the complete kitchen and bathroom. The only thing that changed was the scenery.

*-Billy Burch
Coquitlam, British Columbia.*

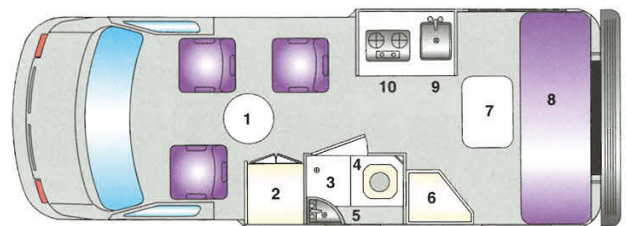


Comfort for your larger crew is guaranteed in the EXCEL-MP model. Versatility was our key concept in designing this model and our customers agree that the seating and sleeping options are ideal.

With three seats up front and an option for a fourth, this luxurious model carries up to six passengers and comfortably sleeps as many as four! The second-row sleeper chairs easily convert into single beds and the sofa quickly converts into a double bed. While the floor plan in the EXCEL-MP model is flexible, rest assured that our commitment to safety and quality never changes.

Whether you are taking a short ride or the group trip of a lifetime, the EXCEL-MP model is the most versatile get-away vehicle in the Pleasure-Way Van Motorhome line-up.

* When ordering the optional fourth seat some feature deletions will apply.



- | | |
|---------------------------|--------------------------------------|
| 1. Table | 6. Built In TV/Video Cassette Player |
| 2. Closet/Microwave Above | 7. Table |
| 3. Shower | 8. Electric Sofa Bed |
| 4. Toilet | 9. Sink |
| 5. Sink | 10. Range/Fridge Below |



COACH SPECIFICATIONS

Model
Excel-RD Model
Excel-TD Model
Excel-MP

	Model Excel-RD	Model Excel-TD	Model Excel-MP
Dometic 3-way Refrigerator (3 cu ft.)	x	x	x
Microwave Oven	x	x	x
2 Burner LP Stove	x	x	x
Hydroflame 16,000 BTU Auto Ign Furnace	x	x	x
Thetford Flush Toilet	x	x	x
Shur Flo Demand Water System	x	x	x
Suburban 6 Gal. Auto Ign Water Heater	x	x	x
Interior Height 6'	x	x	x
Medicine Cabinet	x	x	x
Large 2nd Sink	x	x	x
Shower	x	x	x
Smoke Detector	x	x	x
CO Detector	x	x	x
Fire Extinguisher	x	x	x
LP Detector	x	x	x
Fan-Tastic Fan	x	x	x
Slide Out Battery Tray Single Auxiliary Battery	x	x	x
110V/12V/45 Amp Converter	x	x	x
Monitor Panel	x	x	x
Fresh Water Tank 114 L 30 U.S. Gal	x	x	x
Grey Water Tank 91 L 24 U.S. Gal	x	x	x
Black Water Tank 45 L 12 U.S. Gal	x	x	x
Propane Tank 30 L 8 U.S. Gal	x	x	x
Locking City Water/Fresh Water Fill	x	x	x
Captains Chairs Swivel & Recline	x	x	x
Rear Livingroom/Double Bed Space (54" x 79")	x	N/A	x
Twin Beds (27.5" x 74", 27.5" x 69") King Size (78" x 69")	N/A	x	N/A
Hehr Awning Style Windows	x	x	x
Extra Cocktail Table	x	x	x
Locking Power Cord Compartment	x	x	x
Sewer Hose Storage Compartment	x	x	x
Continental Spare Tire Carrier	x	x	x
Interior Golf Club Storage (N/A With Electric Sofa)	x	x	x
Spare Trunk (N/A with Generator)	x	x	x
Padded Engine Cover	x	x	x
Porch Light	x	x	x
Cable TV Hook Up	x	x	x
Hide-A-Tenna TV Antenna	x	x	x
Water Heater By-Pass	x	x	x
Fiberglass Running Boards	x	x	x
Exterior Storage Compartment	x	x	x
Rear Air Spring Suspension	x	x	x
Auxiliary Battery Disconnect	x	x	x
Safe-T-Plus Stabilizer Arm	x	x	x
Hitch Receiver & Wiring	x	x	x
Slide Out Counter Top Extension	x	x	N/A

LEGEND: x = Standard N/A = Not Available

DODGE B 3500 CHASSIS SPECIFICATION

Gross Vehicle Weight 9200 lbs. 4174 kgs.
Length Bumper to Bumper 19'7" 5969 mm
Wheel Base 127" 3241 mm
Width 7'1" 2160 mm Wide Body
Height 8'8" 7644mm
Fuel Tank Capacity 35 U.S. Gal. 132L

360(5.9L) Magnum V8
Power 245 HP @ 4,000 RPM
Torque 335 lb-ft @ 3,200 RPM
Axle Ratio 4.10

Automatic Transmission with
Electronic Overdrive
Towing Capacity 3000 lbs.
Cruise Control
Power Door Locks
Power Windows
AM/FM Stereo Cassette
Power Remote Mirrors
Matching Spare Tire
Drivers Side Air Bag
Passengers Side Air Bag

OPTIONAL EQUIPMENT

Onan 2.8 Generator
Generator Ready
Coleman 7,100 Roof Air
Penguin 11,000 Roof Air
13" 12V Colour TV/VCP
TV Ready
Exterior Shower
Electric Sofa
White Cabinetry
11' Awning
Screen Package
Coffee Maker
California Emissions
Bilstein Shocks
Bug Deflector
Awning Add-A-Room

Please Note.

All **Pleasure-Way** motorhomes in Canada are C.S.A. Certified, and may exceed the approved installation criteria.

All motorhomes in the United States bear the R.V.I.A. seal of approval, and may exceed the individual state requirements.

Because of our policy of continuous improvements **Pleasure-Way** reserves the right to make product changes at any time without prior notice and without incurring obligations.

Some motorhomes depicted in this brochure may be shown with optional equipment. Some limitations may apply when deleting or adding certain options. Please see your dealer for additional information or contact **Pleasure-Way Industries Ltd.**

Warranty

2000 Chrysler Warranty

Basic warranty coverage 3 years or 60,000 km* in the United States it would read 3 years 36,000 miles*

This covers all factory installed parts except tires, wiper blades, brakes (rotors, pads linings, drums) and clutch discs. Tires are covered by the tire manufacturer, and the other excluded parts are covered for 1 year or 20,000 km* / 12,000 miles*.

Roadside Assistance for 3 years or 60,000 km* / 36,000 miles*

A 24 hour toll free telephone number puts towing, fuel delivery, lockout assistance, tire changes and jump-starting at your fingertips from any location in Canada or the U.S.

Corrosion coverage for 7 years or 160,000 km* / 100,000 miles*

All body sheet metal panels are covered against rust-through for three years, regardless of how far you drive, and outer body panels are covered for 7 years or 160,000 km* / 100,000 miles*.

* Whichever comes first

Pleasure-Way Van Motorhomes offer a 3 year or 60,000 km / 36,000 mile limited warranty covering all craftsmanship entailed in the manufacturing of the motorhome only. This does not include the chassis or appliances.

All appliances are covered by the individual warranties offered by their respective manufacturers.

Pleasure-Way

302 Portage Ave.,
Saskatoon, Saskatchewan S7J 4C6
Tel: (306) 934-6578 Fax: (306) 934-7085



AUTHORIZED DEALER