

# *Pleasure-Way*



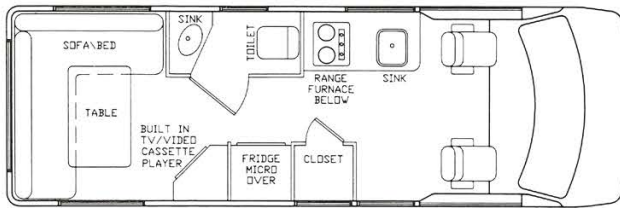




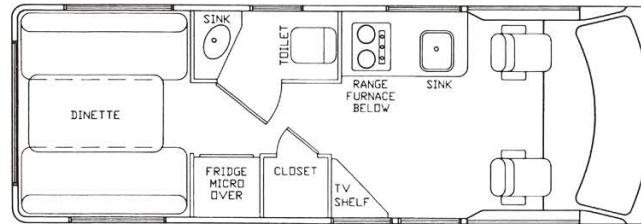
PLEASURE-WAY INDUSTRIES was established in 1986 out of a desire to offer you more in a CLASS B MOTORHOME.

For years class B motorhomes have always had a traditional appearance. We felt we could deviate from the standard to improve and create a floorplan design, that is not only unique but luxurious. Out of this desire we have designed and originated the FIRST class B motorhome with a REAR LIVINGROOM, featuring a L shaped sofa and a built in entertainment center. Along with creating this distinguished image we also concentrated on a quality interior finish, rival to none, starting from each custom fitted wall partition to an extensive use of oak. Everything entailed gives you a tight, smooth, elegant interior and a sleek aerodynamic exterior. WE ARE achieving our goal! Giving you SIMPLY THE BEST!





*PLEASURE-WAY VRL rear livingroom with vanity*



*PLEASURE-WAY VST rear dinette with vanity*

### DODGE CHASSIS

GROSS VEHICLE WEIGHT 6400 LBS / 2910 KGS  
 LENGTH (bumper to bumper) 5486 mm / 18'10"  
 WHEELBASE 3241 mm / 127.6"  
 WIDTH 2032 mm / 6'6" \* HEIGHT 2463.8 mm / 8'1"  
 FUEL CAPACITY 132L / 34.8 U.S. GAL  
 MAGNUM 318 EFI ENGINE c/w ELECTRONIC OVERDRIVE  
 AUTOMATIC TRANSMISSION \* STEEL BELTED RADIAL TIRES  
 FACTORY AIR \* CRUISE CONTROL \* TILT STEERING  
 AM/FM STEREO CASSETTE  
 POWER WINDOWS \* POWER DOOR LOCKS \* POWER REMOTE MIRROR

### GMC CHASSIS

GROSS VEHICLE WEIGHT 8600 LBS / 3901 KGS  
 LENGTH (bumper to bumper) 5486 mm / 18'10"  
 WHEELBASE 3708 mm / 147"  
 WIDTH 2057 mm / 6'7" \* HEIGHT 2485 mm / 8'2"  
 350 FUEL INJECTED OVERDRIVE ENGINE  
 FUEL CAPACITY 125L / 33 U.S. GAL  
 AUTOMATIC TRANSMISSION \* STEEL BELTED RADIAL TIRES  
 FACTORY AIR \* CRUISE CONTROL \* TILT STEERING  
 AM/FM STEREO CASSETTE  
 POWER WINDOWS \* POWER DOOR LOCKS

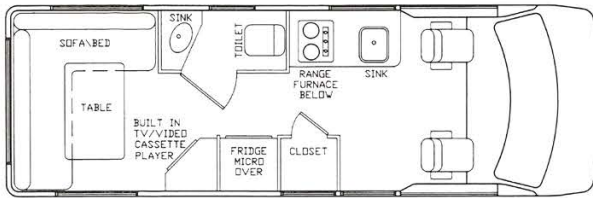
### MODEL SPECIFICATIONS VRL & VST

3 WAY REFRIGERATOR (3 Cu. Ft.) \* MICROWAVE OVEN \* 2-BURNER LP STOVE \* STAINLESS STEEL SINK \* AUTO FORCED AIR FURNACE  
 WATER FLUSH TOILET \* HOT WATER HEATER \* VANITY \* SMOKE DETECTOR \* FIRE EXTINGUISHER \* POWER ROOF VENT  
 AUXILIARY BATTERY \* 110V/12V 30 AMP CONVERTER \* 3 110V RECEPTACLES \* MONITOR PANEL \* FRESH WATER TANK 63.6L / 16.8 U.S. GAL  
 PROPANE TANK 30L./7.9 U.S. GAL. \* DUAL HOLDING TANKS 140L / 37 U.S. GAL \* CITY WATER CONNECTION \* LOCKING FRESH WATER FILL  
 2 REAR SEAT BELTS (VRL ONLY) \* CAPTAIN'S CHAIRS (SWIVEL & RECLINE) \* CONVERTIBLE REAR DINETTE (50" x 73" VST ONLY)  
 CONVERTIBLE REAR LIVINGROOM (50" x 73" VRL ONLY) \* EXTRA COCKTAIL TABLE & STAND \* RANGE HOOD

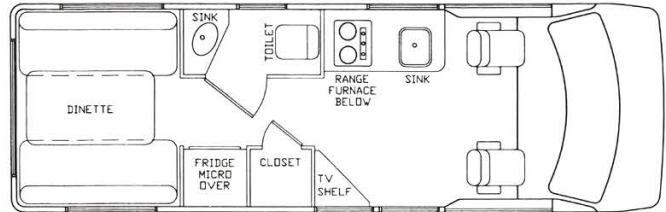
### OPTIONAL EQUIPMENT

ALUMINUM RUNNING BOARDS \* FIBERGLASS RUNNING BOARDS \* AWNING \* BOOMERANG T.V. ANTENNA  
 10" COLOUR T.V. / VCP 110V 12V REMOTE \* CONTINENTAL SPARE TIRE CARRIER





*PLEASURE-WAY VRL rear livingroom with vanity*



*PLEASURE-WAY VST rear dinette with vanity*

### DODGE CHASSIS

GROSS VEHICLE WEIGHT 6400 LBS / 2910 KGS  
 LENGTH (bumper to bumper) 5486 mm / 18'10"  
 WHEELBASE 3241 mm / 107.6"  
 WIDTH 2032 mm / 6'6" \* HEIGHT 2463.8 mm / 8'1"  
 FUEL CAPACITY 132L / 34.8 U.S. GAL  
 MAGNUM 318 EFI ENGINE c/w ELECTRONIC OVERDRIVE  
 AUTOMATIC TRANSMISSION \* STEEL BELTED RADIAL TIRES  
 FACTORY AIR \* CRUISE CONTROL \* TILT STEERING  
 AM/FM STEREO CASSETTE  
 POWER WINDOWS \* POWER DOOR LOCKS \* POWER REMOTE MIRROR

### GMC CHASSIS

GROSS VEHICLE WEIGHT 8600 LBS / 3901 KGS  
 LENGTH (bumper to bumper) 5486 mm / 18'10"  
 WHEELBASE 3708 mm / 121.6"  
 WIDTH 2057 mm / 6'7" \* HEIGHT 2485 mm / 8'2"  
 350 FUEL INJECTED OVERDRIVE ENGINE  
 FUEL CAPACITY 125L / 33 U.S. GAL  
 AUTOMATIC TRANSMISSION \* STEEL BELTED RADIAL TIRES  
 FACTORY AIR \* CRUISE CONTROL \* TILT STEERING  
 AM/FM STEREO CASSETTE  
 POWER WINDOWS \* POWER DOOR LOCKS

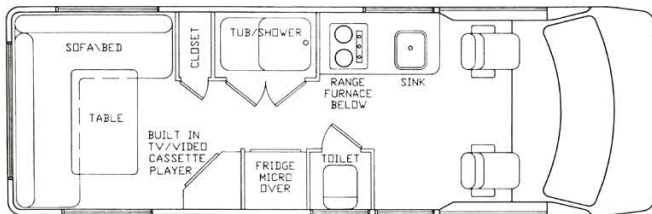
### MODEL SPECIFICATIONS VRL & VST

3 WAY REFRIGERATOR (3 Cu. Ft.) \* MICROWAVE OVEN \* 2-BURNER LP STOVE \* STAINLESS STEEL SINK \* AUTO FORCED AIR FURNACE  
 WATER FLUSH TOILET \* HOT WATER HEATER \* VANITY \* SMOKE DETECTOR \* FIRE EXTINGUISHER \* POWER ROOF VENT  
 AUXILIARY BATTERY \* 110V/12V 30 AMP CONVERTER \* 3 110V RECEPTACLES \* MONITOR PANEL \* FRESH WATER TANK 63.6L / 16.8 U.S. GAL  
 PROPANE TANK 30L/7.9 U.S. GAL \* DUAL HOLDING TANKS 140L / 37 U.S. GAL \* CITY WATER CONNECTION \* LOCKING FRESH WATER FILL  
 2 REAR SEAT BELTS (VRL ONLY) \* CAPTAIN'S CHAIRS (SWIVEL & RECLINE) \* CONVERTIBLE REAR DINETTE (50" x 73" VST ONLY)  
 CONVERTIBLE REAR LIVINGROOM (50" x 73" VRL ONLY) \* EXTRA COCKTAIL TABLE & STAND \* RANGE HOOD

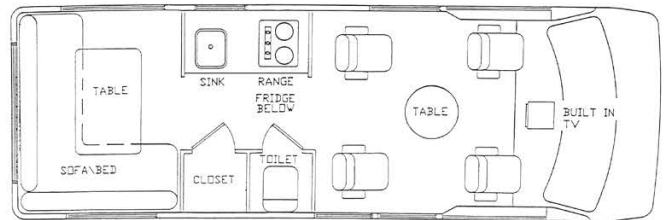
### OPTIONAL EQUIPMENT

ALUMINUM RUNNING BOARDS \* FIBERGLASS RUNNING BOARDS \* AWNING \* BOOMERANG T.V. ANTENNA  
 10" COLOUR T.V. / VCP 110V 12V REMOTE \* CONTINENTAL SPARE TIRE CARRIER





*PLEASURE-WAY RLS rear livingroom with shower*



*PLEASURE-WAY MPL multi-passenger rear livingroom*

### DODGE CHASSIS

GROSS VEHICLE WEIGHT 6400 LBS / 2910 KGS  
 LENGTH (bumper to bumper) 5486 mm / 18'10"  
 WHEELBASE 3241 mm / 127.6"  
 WIDTH 2032 mm / 6'6" \* HEIGHT 2463.8 mm / 8'1"  
 FUEL CAPACITY 132L / 34.8 U.S. GAL  
 MAGNUM 318 EFI ENGINE c/w ELECTRONIC OVERDRIVE  
 AUTOMATIC TRANSMISSION \* STEEL BELTED RADIAL TIRES  
 FACTORY AIR \* CRUISE CONTROL \* TILT STEERING  
 AM/FM STEREO CASSETTE  
 POWER WINDOWS \* POWER DOOR LOCKS \* POWER REMOTE MIRROR

### GMC CHASSIS

GROSS VEHICLE WEIGHT 8600 LBS / 3901 KGS  
 LENGTH (bumper to bumper) 5486 mm / 18'10"  
 WHEELBASE 3708 mm / 147"  
 WIDTH 2057 mm / 6'7" \* HEIGHT 2485 mm / 8'2"  
 350 FUEL INJECTED OVERDRIVE ENGINE  
 FUEL CAPACITY 125L / 33 U.S. GAL  
 AUTOMATIC TRANSMISSION \* STEEL BELTED RADIAL TIRES  
 FACTORY AIR \* CRUISE CONTROL \* TILT STEERING  
 AM/FM STEREO CASSETTE  
 POWER WINDOWS \* POWER DOOR LOCKS

### MODEL SPECIFICATIONS RLS & MPL

3 WAY REFRIGERATOR (3 Cu. Ft.) \* MICROWAVE OVEN \* 2-BURNER LP STOVE \* STAINLESS STEEL SINK WATER FLUSH TOILET \* RANGE HOOD  
 AUTO FORCED AIR FURNACE \* HOT WATER HEATER (RLS ONLY) \* SMOKE DETECTOR \* FIRE EXTINGUISHER \* BATH/SHOWER (RLS ONLY)  
 AUXILIARY BATTERY \* 110V/12V 30 AMP CONVERTER \* 2 110V RECEPTACLES \* MONITOR PANEL \* FRESH WATER TANK 63.6L / 16.8 U.S. GAL  
 PROPANE TANK 30L./7.9 U.S. GAL. \* DUAL HOLDING TANKS 135L / 35.6 U.S. GAL \* CITY WATER CONNECTION \* LOCKING FRESH WATER FILL  
 2 REAR SEAT BELTS \* CAPTAIN'S CHAIRS (SWIVEL & RECLINE) \* CAPTAIN'S CHAIRS (FOLDING MINI BEDS MPL ONLY) \* POWER ROOF VENT  
 CONVERTIBLE REAR LIVINGROOM (50" x 73") \* 8" SONY COLOUR T.V. & ANTENNA (MPL ONLY) \* EXTRA COCKTAIL TABLE & STAND

### OPTIONAL EQUIPMENT

ALUMINUM RUNNING BOARDS \* FIBERGLASS RUNNING BOARDS \* AWNING \* BOOMERANG T.V. ANTENNA  
 10" COLOUR T.V. / VCP 110V 12V REMOTE \* HOT WATER HEATER \* CONTINENTAL SPARE TIRE CARRIER





ENTERTAINMENT CENTER FEATURES A EMERSON 10" AC/DC COLOUR T.V. / VCR WITH REMOTE, ALONG WITH AN AERODYNAMIC AMPLIFIED BOOMERANG ANTENNA.



SPACIOUS REAR LIVINGROOM WITH A L SHAPED SOFA, THAT CONVERTS INTO A 50"x73" BED. FOR EXTRA PASSENGERS THE SOFA IS EQUIPPED WITH 2 SEAT BELTS. THESE ARE STANDARD WITH ALL REAR LIVINGROOM MODELS.



GALLEY FEATURES A 2 BURNER LP GAS RANGE, RANGE HOOD, STAINLESS STEEL SINK AND A SLIDE OUT PANTRY.



ACCOMPANYING THE GALLEY IS A DOMETIC 3 WAY 3 CUBIC FOOT REFRIGERATOR, SANYO .6 CUBIC FOOT MICROWAVE OVEN WITH TURNTABLE, AND MONITOR PANEL.





VRL AND VST MODELS OFFER A PRIVATE BATHROOM WITH A SINK, MEDICINE CABINET, AND A THETFORD MARINE TOILET.



THE RLS MODEL GIVES YOU THE CONVENIENCE OF A TUB/SHOWER COMBINATION, LOCATED BEHIND TWO OAK DOORS.

### PLEASE NOTE ...

ALL PLEASURE-WAY MOTORHOMES IN CANADA ARE C.S.A. CERTIFIED AND MAY EXCEED THE APPROVED INSTALLATION CRITERIA.

ALL MOTORHOMES IN THE UNITED STATES BEAR THE R.V.I.A. SEAL OF APPROVAL AND MAY EXCEED INDIVIDUAL STATE REQUIREMENTS.

BECAUSE OF OUR POLICY OF CONTINUOUS IMPROVEMENTS PLEASURE-WAY IND. RESERVES THE RIGHT TO MAKE PRODUCT CHANGES AT ANY TIME WITHOUT PRIOR NOTICE AND WITHOUT INCURRING OBLIGATIONS.

SOME MOTORHOMES DEPICTED IN THIS BROCHURE MAY BE PICTURED WITH OPTIONAL EQUIPMENT. SOME LIMITATIONS MAY APPLY WHEN DELETING OR ADDING CERTAIN OPTIONS. PLEASE SEE YOUR DEALER FOR ADDITIONAL INFORMATION OR CONTACT PLEASURE-WAY INDUSTRIES LTD.

### WARRANTY

CHRYSLER CANADA OFFERS A BASIC WARRANTY WHICH INCLUDES A 7 YEAR 160,000 KM OUTER CORROSION, AND A 7 YEAR 115,000 KM POWER TRAIN PARTS WARRANTY.

PLEASURE-WAY MOTORHOME WARRANTY IS 1 YEAR INCLUSIVE ON ALL CRAFTSMANSHIP ENTAILED IN THE MANUFACTURING OF THE MOTORHOME.

ALL APPLIANCES ARE COVERED BY INDIVIDUAL WARRANTIES OFFERED BY THEIR RESPECTIVE MANUFACTURERS.

# ***Pleasure-Way***

302 Portage Ave., Sub 18

Saskatoon, Sask. S7H 0Y0

Tel: (306) 934-6578 Fax: (306) 934-7085



**AUTHORIZED DEALER**